

# 2026 First Quarter Earnings Conference

Haydn Hsieh  
May 2026

**WNC**

# Disclaimer

This presentation is being delivered to the recipient. The sole purpose of this presentation is to assist the recipient in understanding Wistron NeWeb Corporation ( WNC ). This presentation is not intended to form the basis of a decision to purchase securities or any other investment decision and does not constitute an offer, invitation or recommendation for the sale or purchase of securities. Neither the information contained in this presentation nor any further information made available in connection with the subject matter contained herein will form the basis of any contract.

This presentation does not purport to be comprehensive or to contain all the information that a prospective purchaser may need. The information contained herein is based on publicly available information and sources, which we believe to be reliable, but we do not represent it is accurate or complete. The recipient of this presentation must make its own investigation and assessment of the ideas and concepts presented herein. No representation, warranty or undertaking, express or implied, is or will be made or given and no responsibility or liability is or will be accepted by WNC or by any of its directors, officers, employees, agents or advisers, in relation to the accuracy or completeness of this presentation or any other written or oral information made available in connection with the ideas and concepts presented herein. Any responsibility or liability for any such information is expressly disclaimed.

This presentation is private and confidential and is being made available to the recipient on the express understanding that it will be kept confidential and that the recipient shall not copy, reproduce, distribute or pass to third parties this presentation in whole or in part at any time. This presentation is the property of WNC and the recipient agrees that it will, on request, promptly return this presentation and all other information supplied in connection with the ideas and concepts presented herein, without retaining any copies.

In furnishing this presentation, WNC undertakes no obligation to provide the recipient with access to any additional information, or to update, or to correct any inaccuracies which may become apparent in, this presentation or any other information made available in connection with the ideas and concepts presented herein.



# Agenda

- Financial Information
- Business Development Update
- Summary
- Q&A

# Q1 2026 Income Statement QoQ (Consolidated)

(in NT\$ million)

	Q1 2026		Q4 2025		QoQ
	Amount	%	Amount	%	%
<b>Net Revenue</b>	29,156	100.0	27,015	100.0	7.9
<b>Gross Margin</b>	4,011	13.8	3,805	14.1	5.4
<b>Operating Expense</b>	2,649	9.1	2,709	10.0	-2.2
<b>Operating Income</b>	1,362	4.7	1,096	4.1	24.3
<b>Non-operating Income/(Loss)</b>	65	0.2	152	0.5	-57.2
<b>PBT</b>	1,427	4.9	1,248	4.6	14.3
<b>PAT</b>	1,132	3.9	987	3.7	14.7
<b>Total shares (M)</b>	483.66		483.66		
<b>Outstanding shares (M)</b>	480.41		478.43		
<b>EPS (@NTD/share)</b>	2.36		2.06		

# Q1 2026 Income Statement YoY (Consolidated)

(in NT\$ million)

	Q1 2026		Q1 2025		YoY
	Amount	%	Amount	%	%
<b>Net Revenue</b>	29,156	100.0	28,366	100.0	2.8
<b>Gross Margin</b>	4,011	13.8	3,462	12.2	15.9
<b>Operating Expense</b>	2,649	9.1	2,417	8.5	9.6
<b>Operating Income</b>	1,362	4.7	1,045	3.7	30.3
<b>Non-operating Income/(Loss)</b>	65	0.2	54	0.2	20.4
<b>PBT</b>	1,427	4.9	1,099	3.9	29.8
<b>PAT</b>	1,132	3.9	918	3.2	23.3
<b>Total shares (M)</b>	483.66		484.16		
<b>Outstanding shares (M)</b>	480.41		477.60		
<b>EPS (@NTD/share)</b>	2.36		1.92		

# 2026/3/31 Balance Sheet (Consolidated)

(in NT\$ million)	2026/3/31		2025/12/31		QoQ		2025/3/31		YoY	
	Amount	%	Amount	%	Amount	%	Amount	%	Amount	%
Cash & ST Investments	16,735	19	18,662	25	(1,927)	-10	16,058	22	677	4
A/R	22,761	26	19,284	26	3,477	18	22,053	30	708	3
Inventory	28,026	33	19,628	26	8,398	43	18,510	25	9,516	51
Other Current Assets	1,869	2	989	1	880	89	877	1	992	113
<b>Total Current Assets</b>	<b>69,391</b>	<b>80</b>	<b>58,563</b>	<b>78</b>	<b>10,828</b>	<b>18</b>	<b>57,498</b>	<b>78</b>	<b>11,893</b>	<b>21</b>
LT Equity Investments	365	1	393	1	(28)	-7	287	0	78	27
Property, Plant and Equipment	12,022	14	11,874	16	148	1	12,378	17	(356)	-3
Other Assets	4,724	5	4,477	5	247	6	3,751	5	973	26
<b>Total Assets</b>	<b>86,502</b>	<b>100</b>	<b>75,307</b>	<b>100</b>	<b>11,195</b>	<b>15</b>	<b>73,914</b>	<b>100</b>	<b>12,588</b>	<b>17</b>
ST Borrowing	13,575	16	10,508	14	3,067	29	10,395	14	3,180	31
A/P	24,873	29	17,634	23	7,239	41	18,396	25	6,477	35
Other Current Liabilities	9,760	11	9,558	13	202	2	9,071	12	689	8
Non-current Liabilities	3,317	4	3,318	4	(1)	-0	3,152	4	165	5
<b>Total Liabilities</b>	<b>51,525</b>	<b>60</b>	<b>41,018</b>	<b>54</b>	<b>10,507</b>	<b>26</b>	<b>41,014</b>	<b>55</b>	<b>10,511</b>	<b>26</b>
Shareholder's Equity	34,977	40	34,289	46	688	2	32,900	45	2,077	6



# Agenda

- Financial Information
- Business Development Update
- Summary
- Q&A

# Business Strategy

## Automotive

- Become a key supplier in the automotive industry chain
- Continue to develop key modules and sensor products for automotive applications to expand related markets



Automotive Connectivity Module



Automotive CPU Modules, TCU



ADAS Camera & Radar

## Enterprise

- Become a major partner of enterprise customers
- Expand product portfolio from Wi-Fi and cellular to edge computing network architecture products



Enterprise AP Wi-Fi 8/7/6



5G All-in-one Small Cell



800G Switch, SASE SD-WAN

## Service Provider

- Improve service quality and efficiency with go-direct business model
- Expand product portfolio by providing software value-add in our end-to-end product offerings



LEO Satellite Broadband UE



5G FWA CPE



xPON/DOCSIS CPE

## Core Competencies

RF/antenna design  
System integration





## Key Technologies

LEO, ADAS, 5G, LPWAN, xPON, DOCSIS, Wi-Fi 8/7, Mesh, High-speed Ethernet, O-RAN, SiP, RFID, sensors, AI software, green product design





# Product Matrix






## Service Provider

<p><b>Smart Home</b></p>  <p>Smart OTT Box      Wi-Fi 8/ 7/ 6 AP/Router/Extender</p>	<p><b>Smart Energy</b></p>  <p>Smart-meter Communication Board/Hub</p>	<p><b>Broadband</b></p>  <p>4G/5G CPE      xPON/DOCSIS CPE</p>	<p><b>LEO / Satellite TV</b></p>  <p>LEO Satellite Broadband UE      Ka/Ku Outdoor Unit</p>
--	---	---	--

## Automotive

<p><b>ADAS</b></p>  <p>Dash Cam      ADAS Camera &amp; Radar      HPC</p>	<p><b>Module / Antenna</b></p>  <p>Automotive Wi-Fi-Bluetooth® Module      Automotive 4G/5G, CPU Modules      Automotive Antenna</p>	<p><b>Telematics</b></p>  <p>Telematics Gateway</p>	<p><b>Satellite Radio</b></p>  <p>Satellite Radio Module</p>
---	---	--	---

## Enterprise

<p><b>Enterprise</b></p>  <p>Wi-Fi 8/7/6 Enterprise AP</p>	<p><b>Infrastructure</b></p>  <p>800G Switch      5G All-in-one Small Cell</p>	<p><b>IoT / System Solution</b></p>  <p>Wi-Fi HaLow Gateway      AIoT for Smart Manufacturing      Cellular / Satellite Module</p>
---	---	---

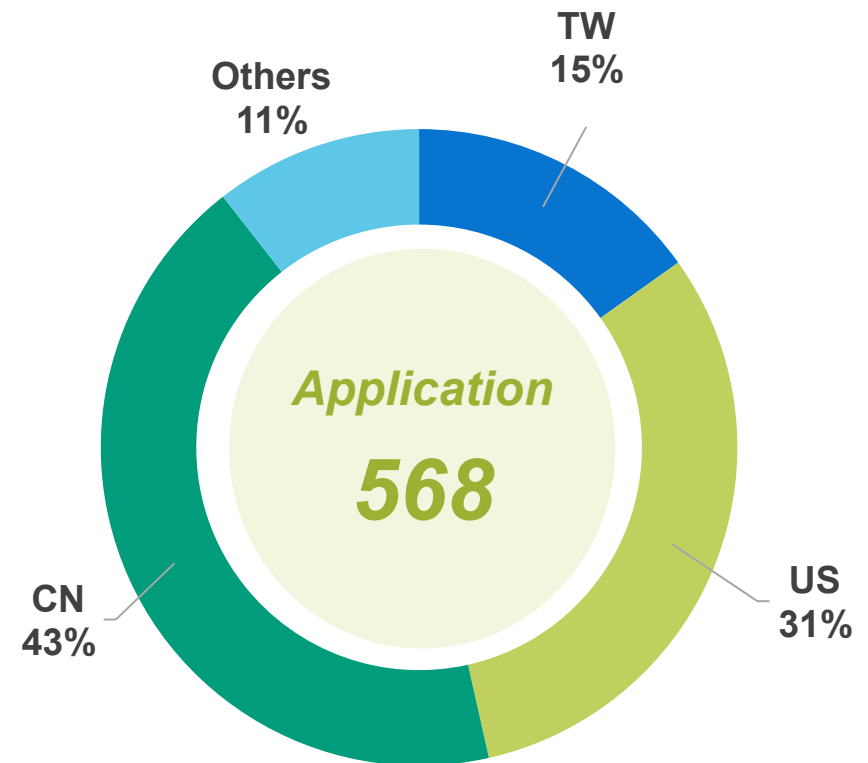
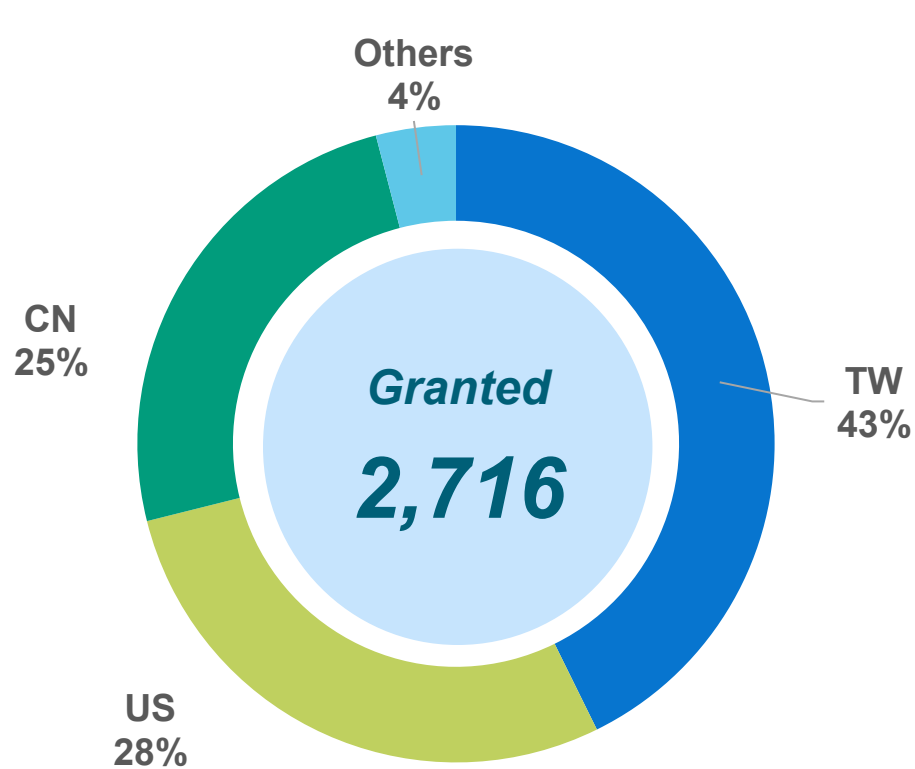
# WNC Global Manufacturing Campus Overview



# Patents

## Patents

**2,716** patents (As of Apr 30, 2026) / **568** applications (As of Apr 30, 2026)



# Recognition



TIME Magazine's  
World's Best  
Companies  
in Sustainable  
Growth 2026



FinanceAsia  
Best CEO - Gold  
Best Managed Company - Gold  
Best Mid Cap Company - Gold  
Best Investor Relations - Gold  
Most Committed to ESG - Gold  
Best Managed Company  
Telecommunication Services -  
Gold



Dow Jones  
Best-in-Class  
Indices 2026



Top 5% In S&P Global's  
Sustainability Yearbook  
2026



CDP A List - Leadership  
Level  
Climate Change  
Water Security  
Supplier Engagement



# Agenda

- Financial Information
- Business Development Update
- **Summary**
- Q&A

The image features a large, modern glass skyscraper in the background, partially obscured by a bright, hazy light effect. In the foreground, there are large, vibrant green leaves on the left side. The WNC logo is prominently displayed in the upper center, with the full name 'WNC Corporation' below it. The text 'Q&A' is centered in the middle of the image.

**WNC**

**WNC Corporation**

**Q&A**